

Introduction of Hikvision Views

V1.0

- What is Hikvision Views?
- How to use Hikvision Views?
- FAQ

Part 1

What is Hikvision Views

What is Hikvision Views?



Hikvision Views is a mobile APP mainly for Hikvision products selection, technical bulletin and FAQ sharing.

Support 3 Languages:
English; Spanish; Portuguese



App Content Structure



Product Center

Technical Center

My Account

Network Camera

Network PTZ Camera

NVR

DVR

TurboHD Analog Camera

SD Analog Camera

Bulletin

FAQ

Register/Login

Favorites

Products in the App



Pro Series

Network Cameras

H.265+



EasyIP Series

Fixed/VF lens cameras

DS-2CD4/6xxx

PTZ cameras

DS-2DF/DYxxx

Multi-sensors cameras (PanoVu)

DS-2DPxxxx

Thermal cameras

DS-2TDxxxx

EasyIP 3.0

DS-2CD2xx5FWD

DS-2DE/DYxxxx

EasyIP 2.0

DS-2CD2xx2(F)WD

First Choice for Security Professionals

Products in the App

Pro Series

X86 NVR

Embedded NVR

96*** Super NVR

96** I/M series

76/77** I series

H.265+

EasyIP 3.0

76/77** K series

EasyIP Series

EasyIP 2.0

76/77** E series

Network Video Recorders



Part 2

How to use

Product Filter

Filter out the products according to selected parameters.

Max. Image Resolution:

1920 x 1080

2048 x 1536

2592 x 1520

IR Distance: All

30m

50m

100m

120m

150m

Alarm Supported: All

Yes

Yes Reset



How to use Hikvision Views?



Product Comparison

First Choice for Security Professionals

How to use Hikvision Views?

Mode	DS-2CD2025FWD -I	DS-2CD2035FWD -I
Name	2MP EXIR Mini Bullet network camera	3 MP Ultra-Low Light Network Bullet Camera
Appearance	Outdoor Bullet	Outdoor Bullet
Image Sensor	1/2.8" Progressive Scan CMOS	1/2.8" Progressive Scan CMOS
Min. Illumination	0.005Lux @ (F1.2, AGC ON), 0 Lux with IR	0.005Lux @ (F1.2, AGC ON), 0 Lux with IR
Shutter Time	1/3s ~ 1/100,000s	1/3s ~ 1/100,000s
Lens	4mm@ F1.6 (2.8mm, 6mm optional)	4mm@ F1.6 (2.8mm, 6mm optional)
Angle of view	108°(2.8mm), 86.4°(4mm), 52°(6mm)	108°(2.8mm), 86.4°(4mm), 52°(6mm)
Lens Mount	M12	M12

Pan:0° - 360°, Tilt: Pan:0° - 360°, Tilt:

Display all the parameters of the selected products

Pink background represents that the parameters of the selected products are different.


Mode	DS-2CD2025FWD -I	DS-2CD2035FWD -I
Name	2MP EXIR Mini Bullet network camera	3 MP Ultra-Low Light Network Bullet Camera
Max. Resolution	1920 × 1080	2048 × 1536
Frame Rate	50Hz: 25fps (1920 × 1080, 1280 × 960, 1280×720) 60Hz: 30fps (1920 × 1080, 1280 × 960, 1280×720)	50Hz: 25fps (2048 × 1536, 1920 × 1080, 1280×720) 60Hz: 30fps (2048 × 1536, 1920 × 1080, 1280×720)
Image Settings	Rotate mode, Saturation, Brightness, Contrast, Sharpness adjustable by client software or web browser	Rotate mode, Saturation, Brightness, Contrast adjustable by client software or web browser
Power Consumption	Max. 6.5 W	Max. 7 W

Only display different parameters of the selected products

How to use Hikvision Views?

Favorites

Favorites is used to save the products for future reference.
Note: Account registration and login are required for this function.



DS-2CD2112F-I
1.3 Megapixel CMOS Vandal-proof Network Dome Ca...

Product Description

Product Parameters

Key Features

- Up to 1.3 megapixel (1280 × 960) resolution
- Standard video compression with high compression ratio, ROI (region of interest) encoding
- Progressive scan CMOS, capture motion video without incised margin
- Support dual stream, and the sub-stream for mobile surveillance
- High-performance and long service life infrared LED, Approx. 10 to 30 meters IR range
- Two-way audio(-S)
- Audio I/O(-S)
- Support Wi-Fi(-W)
- IR cut filter with auto switch
- PoE (Power over Ethernet)
- Built-in Micro SD/SDHC/SDXC card slot, up to 128 GB
- Ingress Protection level: IP66
- Impact Protection: IEC60068-2-75 test, Eh, 20J; EN50102, up to



Click to login



Favorites



Setting Language



Product Center




Technical Center



My Account

Share

Share button allows users to send the link of the product on Hikvision official website to the designated email.




DS-2CD2112F-I
1.3 Megapixel CMOS Vandal-proof Network Dome Ca...

Product Description Product Parameters


Key Features

- Up to 1.3 megapixel (1280 × 960) resolution
- Standard video compression with high compression ratio, ROI (region of interest) encoding
- Progressive scan CMOS, capture motion video without incised margin
- Support dual stream, and the sub-stream for mobile surveillance
- High-performance and long service life infrared LED, Approx. 10 to 30 meters IR range
- Two-way audio(-S)
- Audio I/O(-S)
- Support Wi-Fi(-W)
- IR cut filter with auto switch
- PoE (Power over Ethernet)
- Built-in Micro SD/SDHC/SDXC card slot, up to 128 GB
- Ingress Protection level: IP66
- Impact Protection: IEC60068-2-75 test, Eh, 20J; EN50102, up to



Input an e-mail address

Input e-mail subject



How to Register?

Registration allows users to add products to Favorites.

NOTES: The **Security question** and **Email address** are optional, but they can help to retrieve password when password is forgotten.



Register

* Enter username

* Enter password

* Re-enter password

Select a security question Select

Enter answer of security question

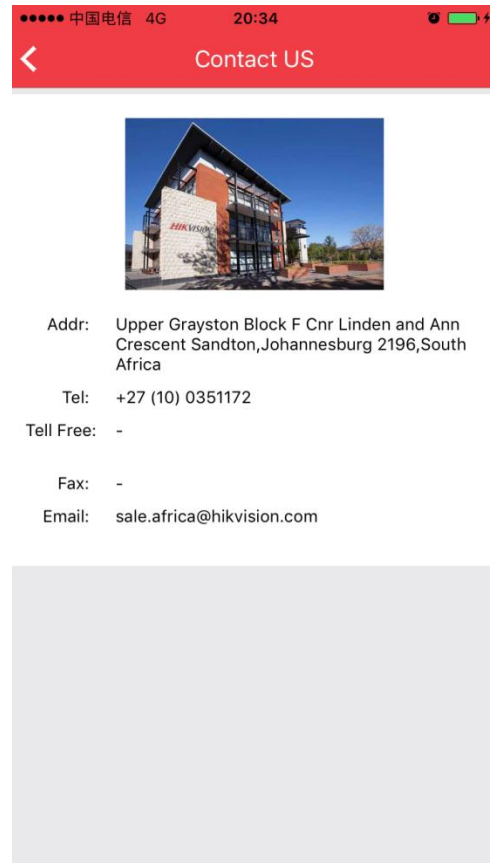

Enter e-mail address Get auth code

Enter code Verification

Register

Contact US

Users can find contact information of their region.



Part 3

FAQ

Q1: Where can I download the APP?

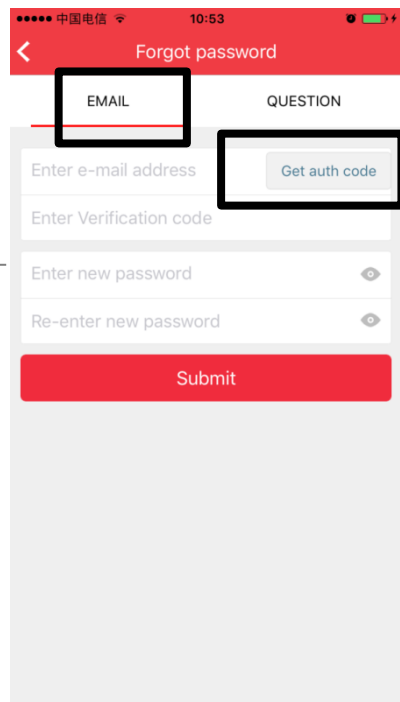
A: You can download the app from Apple Store or Google Play.

Q2: What can I do if I selected the wrong country?

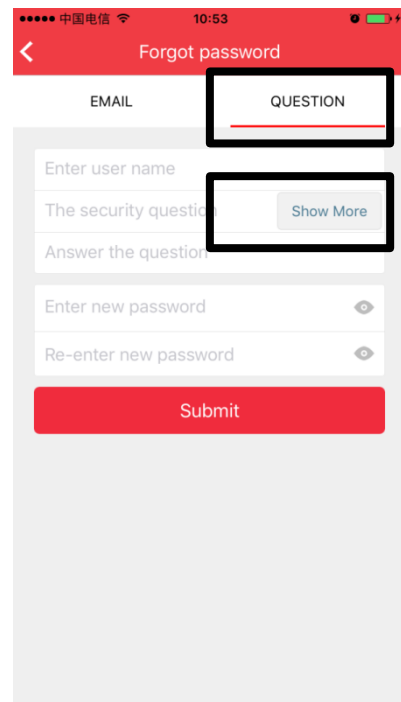
A: You need to reinstall the APP.

Q3: What can I do if I forgot the password?

A: If you registered the account with the security question or email address, the password can be retrieved. Otherwise, you need to create a new account.



The screenshot shows the 'Forgot password' screen with the 'EMAIL' option selected. The 'Get auth code' button is highlighted with a black box. The form includes fields for 'Enter e-mail address', 'Enter Verification code', 'Enter new password', and 'Re-enter new password', followed by a red 'Submit' button.



The screenshot shows the 'Forgot password' screen with the 'QUESTION' option selected. The 'Show More' button is highlighted with a black box. The form includes fields for 'Enter user name', 'The security question', 'Answer the question', 'Enter new password', and 'Re-enter new password', followed by a red 'Submit' button.

Thanks

Hikvision Digital Technology Co., Ltd.

No.555 Qianmo Road, Binjiang District

Hangzhou 310052, China

T +86 571 88075998

F +86 571 89935635

overseasbusiness@hikvision.com

www.hikvision.com